

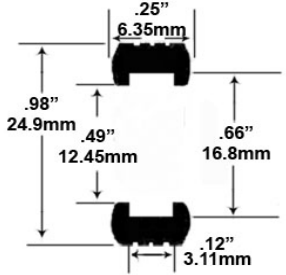
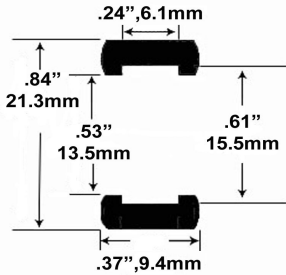
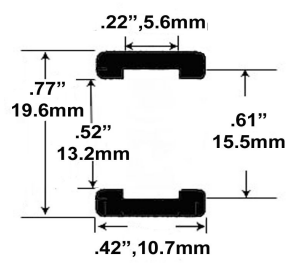
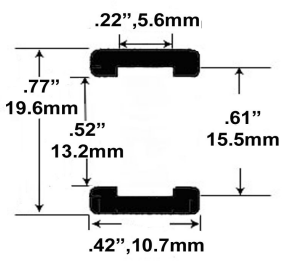
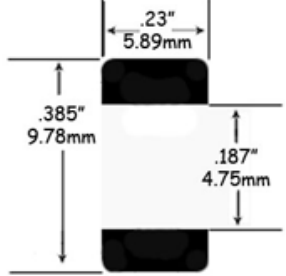
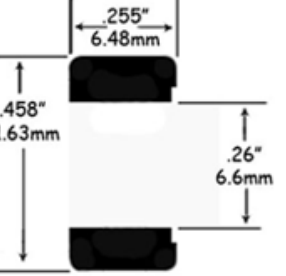
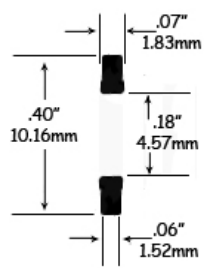
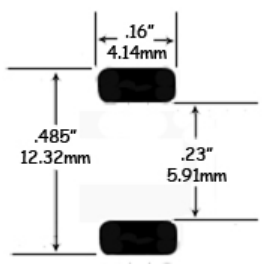
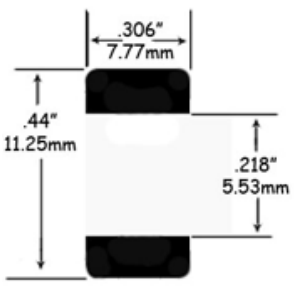


JEL CLAWS TIRE DIMENSIONS

Part # Application	Dimensions	Part # Application	Dimensions
ST-1050 Fly GT 40, Ferrari 365 GTB, Porsche, Scalextric GT 40, Diablo, Renault 5 Turbo		ST-1050-C Carrera 512M	
ST-1051 Fly C5 Corvette		ST-1055 Ningo Classics, Austin Healey, Ferrari 166M, TR250 & Barchetta, Jaguar XK120, Testa Rosa, Porsche Speedster, '56 Corvette	
ST-1095 Marx open wheel racing cars		ST-1099 Nkoko large spinner and mag wheels	
ST-1110-A Aston Martin DBR1 front and rear		ST-1110-S Rear Strombecker Cheetah, Ferrari.	
ST-1115 Eldon small wheel cars		ST-1125-S Front Strombecker Cheetah, Ferrari,	



JEL CLAWS TIRE DIMENSIONS

Part # Application	Dimensions	Part # Application	Dimensions
ST-1135-R Early Revell, Ferrari GTO, Marx two piece wheel & others with aluminum chassis		ST-1190 MRRC Chaparral, Cobra, Slot It & BWA Wheels	
ST-1195 Slot IT Porsche 956 & Nissan GT 1 Race Cars		ST-1195-S Scalextric Hornby TVR early cars	
ST-2010 Johnny Lightning HO Scale Small Rear Slicks		ST-2020 Johnny Lightning X Traction Cars HO Scale Rear Slicks	
ST-2030 Johnny Lightning HO Scale Small Rear Slicks		ST-2040 Johnny Lightning HO Scale Small Rear Slicks	
ST-2050 AFX Magna Traction HO Scale		ST-3400 Vintage Cox 1/24 Scale	